

MatBuilder: Mastering Sampling Uniformity Over Projections

Supplementary Material

LOÏS PAULIN, Univ Lyon, UCBL, CNRS, INSA Lyon, LIRIS, France

NICOLAS BONNEEL, Univ Lyon, CNRS, INSA Lyon, UCBL, LIRIS, France

DAVID COEURJOLLY, Univ Lyon, CNRS, INSA Lyon, UCBL, LIRIS, France

JEAN-CLAUDE IEHL, Univ Lyon, UCBL, CNRS, INSA Lyon, LIRIS, France

ALEXANDER KELLER, NVIDIA, Germany

VICTOR OSTROMOUKHOV, Univ Lyon, UCBL, CNRS, INSA Lyon, LIRIS, France

1 TIMEOUT PARAMETER EVALUATION

In this section, we evaluate the impact of the timeout parameter of the solver. On the profile `generic-full-space-LDS` with the `u7` modifier, we consider several timeout values in $\{10, 30, 60, 90, 120, 180, 210\}$ seconds. As illustrated in Figure 1, the timeout has an important impact on the overall performance of the solver, yet, 8-dimensional L_2 discrepancy plots turn out to be quite similar for this profile.

2 CHANGING THE BASE

In Figure 2, we evaluate the impact of changing the base p on the performance of the solver for the `Generic-full-space-LDS`. As illustrated in this figure, generalized L_2 discrepancies are similar and timings show that increasing p speeds up the solver for low matrix sizes.

3 RENDERING RESULTS

We present detailed rendering results in 6d and 8d following the setting described in the main document.

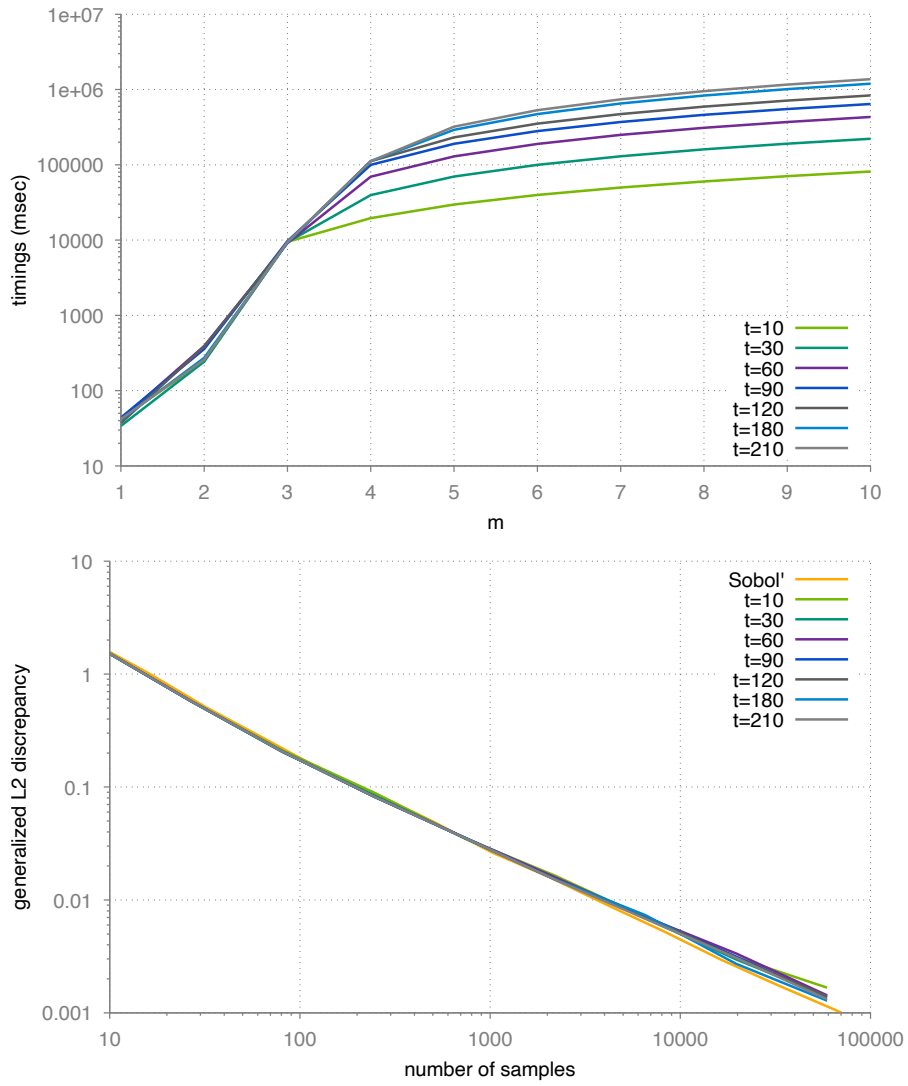


Fig. 1. Evaluation of the Generic-full-space-LDS profile with the **u7** modifier for various timeout values: (top) overall timings as the matrix size m increases, (bottom) associated generalized L_2 discrepancy graphs.

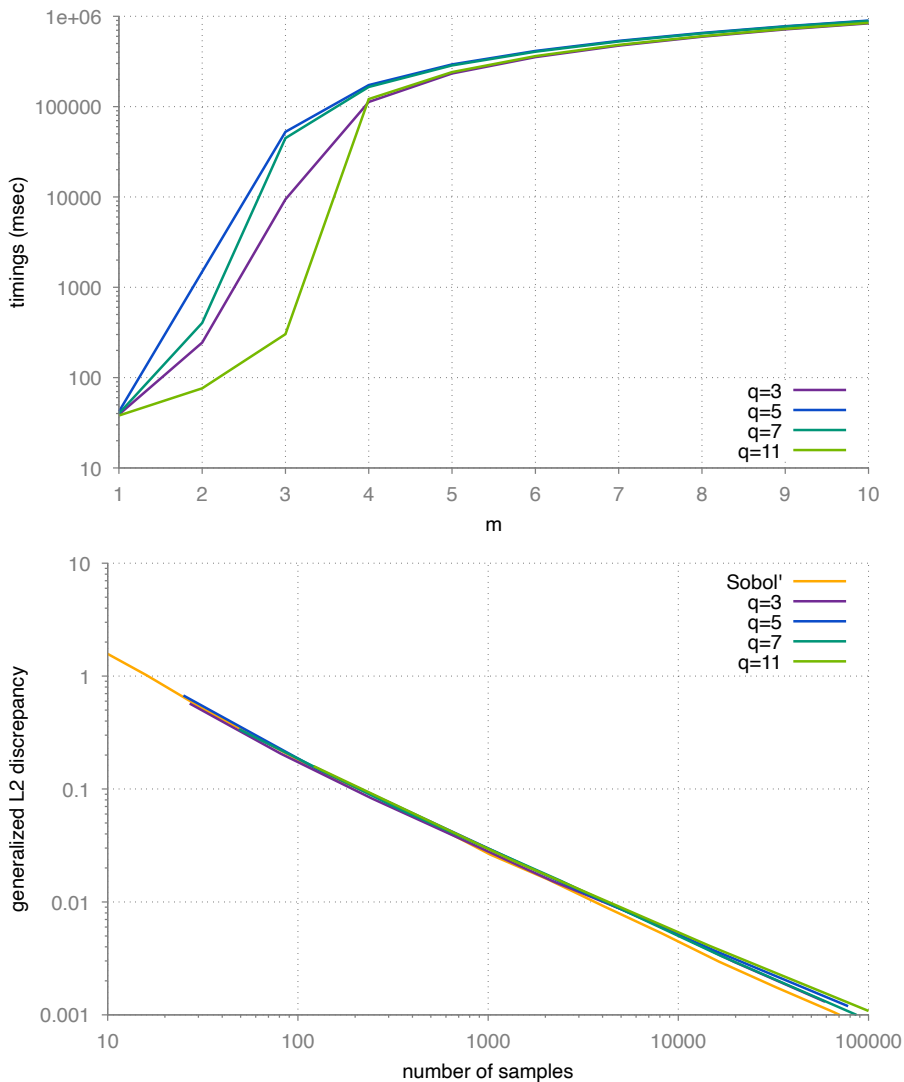


Fig. 2. Evaluation of the Generic-full-space-LDS profile with the `u6` modifier for various bases $p = \{3, 5, 7, 11\}$: (Top) the timings as m increases, (bottom), the generalized L_2 discrepancy in $s = 8$ dimensions for p^k samples, $k \in \mathbb{N}_0$.




Fig. 3. **Rendering results and comparisons in 6d, 1 light source case.** The 6 dimensions are used to sample the lens (2d), the time (1d), and one light source (3d).




Fig. 4. **Rendering results and comparisons in 6d, 2 light sources case:** please refer to Fig. 7, row 1 in the main document. The 6 dimensions are used to sample the lens (2d), the time (1d), and two light sources (3d).




Fig. 5. **Rendering results and comparisons in 6d, 3 light sources case:** please refer to Fig. 7, row 2 in the main document. The 6 dimensions are used to sample the lens (2d), the time (1d), and three light sources (3d).




Fig. 6. **Rendering results and comparisons in 6d, 5 light sources case:** please refer to Fig. 7, row 3 in the main document. The 6 dimensions are used to sample the lens (2d), the time (1d), and five light sources (3d).




Fig. 7. **Rendering results and comparisons in 8d, 2 light sources case:** please refer to Fig. 7, last row in the main document. The 8 dimensions are used to sample the pixel (2d), the direct lighting (3d) and the indirect lighting (3d).



Fig. 8. **Rendering results and comparisons in 8d, 3 light sources case:** please refer to Fig. 7, last row in the main document. The 8 dimensions are used to sample the pixel (2d), the direct lighting (3d) and the indirect lighting (3d).

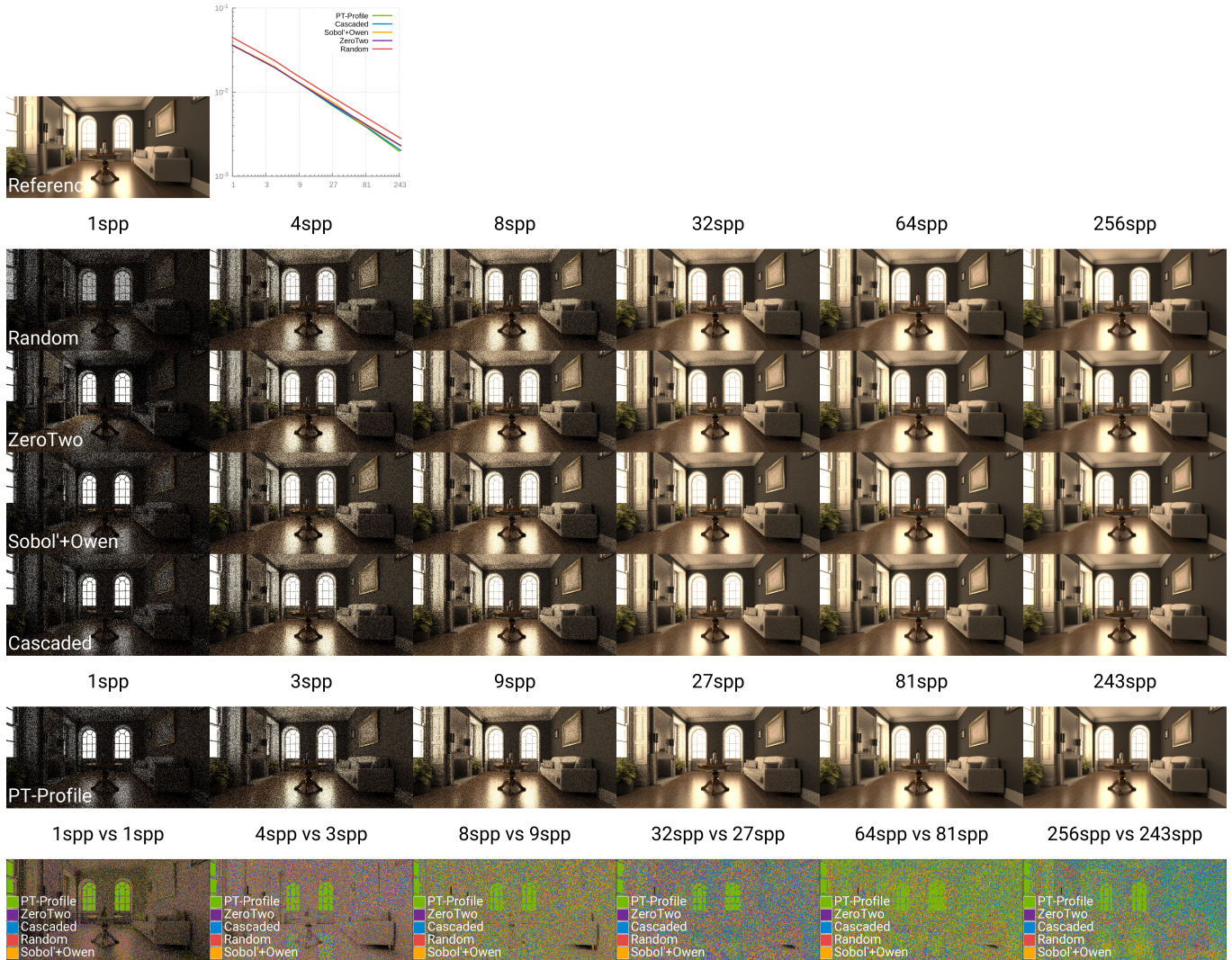


Fig. 9. **Rendering results and comparisons in 8d, 2 light sources case:** The 8 dimensions are used to sample the pixel (2d), the direct lighting (3d) and the indirect lighting (3d).

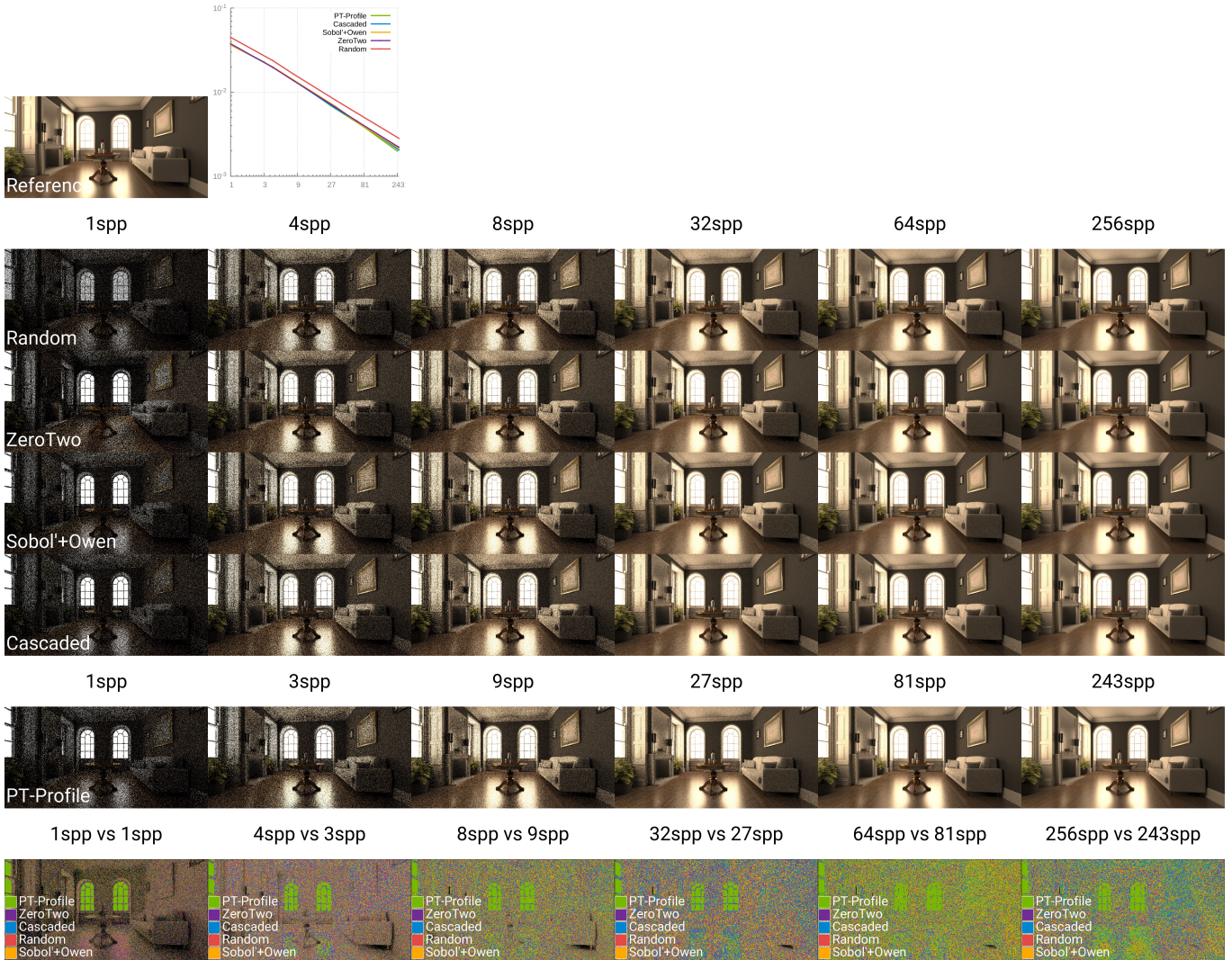


Fig. 10. **Rendering results and comparisons in 8d, 3 light sources case:** The 8 dimensions are used to sample the pixel (2d), the direct lighting (3d) and the indirect lighting (3d).